

# Families for Literacy Program Newsletter

## June, 2017

**Tutors: please go over this newsletter (whatever is appropriate) with your adult student and encourage him/her to visit the Story Times with their children, it's a lot of fun!**



**At Redbud Library,** 14785 Burns Valley Rd. Clearlake, **Thursday, 11:00 am.**

**At Middletown Library:** 21256 Washington Street, Middletown, **Tuesdays, 11:30 am.**

**At Lakeport Library,** 1425 N. High St. Lakeport, **Fridays, 10:15 am and 2:30 pm**

(Lakeport: **"Storytime in the Park":** Story time moves to Library Park from June 2<sup>nd</sup> until August 25<sup>th</sup>)

### Summer Reading at the Library!

You can still sign up for the Summer Reading Program: Earn one reading point for every page your little one reads or you read to your child!

More information is available at your local library. While you are there check out these books so that your little one can fill the reading log quickly and win prizes:


**Summer** by Giovanni Caviezel: Cheerful illustrations and the simple story awakens toddlers to their first understanding of nature's seasonal changes.



**Hello Kitty summertime fun**, a "mix 'n match book": Join Hello Kitty for some summertime fun as she goes swimming, eats ice cream, has a barbecue, and much more. Mix and match the split pages to create your own humorous Hello Kitty scenes!

**How do you know it's summer?** By Lisa Herrington: Covering everything from weather patterns to animal behaviors to seasonal activities.


**Mouse's first summer**, by Lauren Thompson: A mouse and its mother celebrate summer.



**I see summer**, by Charles Ghigna: Illustrations and easy-to-read, rhyming text show what makes summer special, from sunshine and sailboats to ice cream and picnics.


**Baby loves summer!**: a Karen Katz lift-the-flap book on board pages.

**Summer days and nights**, by Wong Herbert Yee: A little girl enjoys the activities of a warm summer day and night. "...equally perfect for a storyhour or a cozy bedtime tale that will inspire summertime dreamers." **2-6**




**Summer**, by Ailie Busby: There's something special about each season of the year, wherever we live in the world. Follow the children in this book as they explore the unique character of summer. This is the perfect introduction for young children to the cycles of the year.

**Marshmallow kisses**, by Linda Crotta Brennan: Children enjoy a variety of activities during a summer day.



**Dog comes too**, by Hazel Hutchins: Little dog is not about to stay behind when its owner goes off for a walk in the country. Toddlers will fall in love with little dog, whose quizzical expressions reflect the dilemmas he finds himself in. With

its predictable, repetitive pattern, the text lends itself perfectly to small children chiming in. For older preschoolers, the simple language makes it an ideal learn-to-read book.



## Let's celebrate: Father's Day on June 18!



### Some Families

Some families are large (spread arms out wide)  
Some families are small (bring arms close together)  
But I love my family (cross arms over chest) best of all!

### Sung to: "Where is Thumbkin?"

Daddy is special, daddy is special,  
Yes he is, yes he is,  
Daddy is special, daddy is special,  
Yes he is, yes he is.

*Replace Daddy with other family members.*

### Sung to: "Pop Goes the weasel"

Daddy, here's a hug for you,  
And lots of kisses too. (Hug self, then blow kisses.)  
Each hug and kiss you get today  
Says that I love you! (Continue hugging and blowing kisses.)

### Check out this cute Father's Day card →

It makes a wonderful keepsake and daddy will LOVE it!  
Once you are done and the paint is dry, frame it.

#### What you need:

White card stock paper  
Daddy's shoe or boot  
Two different shades of Chalk Paint (see box below!)  
Paintbrush  
Kid's foot



#### What you do:

Paint the sole of one of dad's boots or shoes with one color. As long as the paint is wet stamp it on the piece of white card stock paper. Paint your little one's foot with the other color and stamp it inside the middle of the boot print. Finish off the craft by writing "Following in my daddy's shoes" and add a little heart.

#### DIY chalk paint:

All you need is water, cornstarch, food coloring and plastic cups. Mix water and cornstarch in equal parts and add food coloring until it reaches the desired color. It will dry more muted than the colors you see in the cups. Use paintbrush to apply

- on dad's shoe for this Father's Day craft, but also
- to sidewalks and driveways for a fun outdoor project!

Note: **The paint is water-soluble, so artwork can be washed away later.**



Here's another EASY **Father's Day card** to make with your kids, all you really need is paper and their hands. I think it's adorable and a dad would appreciate the message.

#### What you need:

blue construction paper,  
scissors,  
glue,  
a child's handprint,  
and a black marker.

(credit: sassydealz.com)

**What you do:** Start by tracing your child's hand on a dark blue piece of paper.

Then cut out a small light blue heart to glue in the middle. Finish off the card by writing "It takes a big heart to hold a little hand" at the top of it. So cute!

Tina Woelbling-Hammer, Families for Literacy, (707) 263-7633

